

ISSC - Islamic
Shia Study
Centre

Sirat




Book 1

Student Workbook

Student: _____

Class: _____

Teacher: _____



In the name of Allāh, The Beneficial, The Merciful

Introduction

The book in your hands is part of a twelve-book series named “Sirāt,” produced by the Jaffari Islamic Study Board (JISB) comprised of the three Islamic Shia Study Centres (ISSC): Al-Haadi Study Centre, Al-Muntadhir Study Centre and Al-QaAim Study Centre. The books are part of the Religious Education (Diniyāt) program of the Study Centres.

Each book consists of a total of twenty eight lessons, seven each on Islamic Beliefs (Aqāid), Islamic Laws (Fiqh), Islamic History (Tārikh), and Islamic Ethics (Akhlāq). The first seven textbooks are also supplemented by Workbooks consisting of activities and worksheets. In addition, the Sirāt Textbooks and Workbooks are accompanied by a Teacher’s DVD. The DVD contains media intended to serve as a teaching aid. Some of the lessons in the textbooks refer to the media contained in the DVD.

Each Sirāt Textbook has the syllabus and objectives for the respective grades outlined at the outset. Some topics are prefixed with an asterisk in the syllabus as they are highly recommended for students to demonstrate proficiency in before the end of the Madrasah year. Teachers are advised to use the objectives and recommendations to guide them in lesson planning.

The JISB is, Inshā Allāh, committed to continually refining the Sirāt Textbooks and related resources in collaboration with ‘ulema, educators, teachers and administrators. If you have any suggestions for changes or improvement, please contact us as we value your feedback, which goes through a strict approval process before it is implemented. This is to ensure that the content and quality of the Sirāt Textbooks or Workbooks are not compromised in any way. Every Sirāt Textbook or Workbook will have the “Revised and Printed” date on this Introduction page. This is to ensure that you have the latest edition in your hands. Please note that no additions, deletions or changes to any Sirāt Textbook or associated resources are permitted without written permission from the JISB.

Inshā Allāh, in addition to being beneficial to all Madāris in North America and throughout the world, it is hoped that these Textbooks will also aid parents living in remote areas who want to home-school their children in Islamic education.

Was Salām,
Jaffari Islamic Study Board
Islamic Shia Ithna Asheri Jamaat of Toronto
9000 Bathurst Street, Thornhill, Ontario L4J 8A7 Canada
For inquiries, email: jisb@jaffari.org

REVISED & PRINTED AUGUST, 2016 (1437H)

ACKNOWLEDGEMENTS

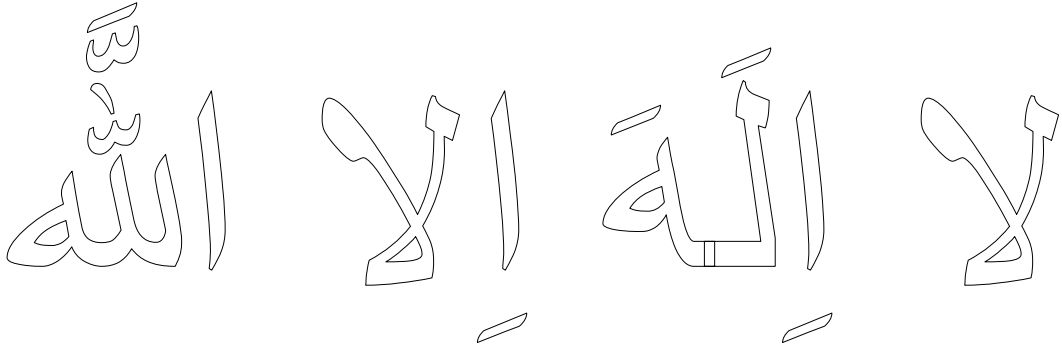
The Jaffari Islamic Study Board would like to acknowledge the following individuals, institutions and publishers whose works are referred to and/or partially used in the creation of the Sirāt Books:

- Br. Hasnain Abdulaziz : For all the original artwork produced specifically for the Sirāt Books, including the creation of the Yusuf and Amina characters (and their family members!). Also for the design of all cover pages and ongoing help with other artwork.
- Hujjat Madrasah : Hujjat Madrasah's resources continue to be a valuable resource for many madāris around the world. Ideas and some minimal content has been taken from their website: <http://www.hujjat-workshop.org/>
- Sufi Comics : For all the wonderful, edutaining comics produced by Brothers Arif and Ali Vakil (<http://www.vakil.org/category/sufi-comics/>).
- Noor Publishers (Iraq) : For the Al-Anwār series on the history of the Fourteen Ma'sumeen ('a) in pictures.
- Jamal Publication (Iran) : For stories from their book "Tell me Who is God?" by Gholam Reza Heidary.
- Uruj Andishe Publications (Mashad, Iran) : For picture stories from their book Majmu'at ash-Shams.
- Sharikat an-Nahrayn (Baghdad, Iraq) : For their work that renders Shahid Mutahhari's book Qisas al-Abrār in pictures.
- The Jaffari Islamic Study Board as well as all administrators, teachers and volunteers of Al-Haadi, Al-Muntadhir and Al-QaAim : For their continued review and enhancement of existing and new content according to the terms of the JISB review process, as well as ongoing help in the development of annual plans, lesson plans, assessment models, worksheets, etc.

Lesson 1

The Kalima

Read the 1st Line of the Kalima as you colour.




Lā ilāha illāh

There is no god except for
Allah

Lesson 1

The Kalima

Read the 2nd Line of the Kalima as you colour.




Muhammadur Rasulullāh

**Muhammad is the Messenger
of Allah**

Lesson 1

The Kalima

Read the 3rd Line of the Kalima as you colour.




Aliyyun Waliyullāh

Ali is a Special Friend of Allah

Lesson 1

The Kalima

Read the 4th Line of the Kalima as you colour.




Wasiyyu Rasulillāh

Ali is the representative of
Rasulullah

Lesson 1

The Kalima

Read the 5th and Last Line of the Kalima as you colour.



Wa Khalifatahu bilā fasl

and his immediate successor

Lesson 2

Allah Made Everything

A Poem to Memorize

Whatever you see, wherever you go,
Make glasses with fingers, stamp your feet.

Was made by Allah be sure to know.
Make a big round circle with your arms, shout Allah

The sun by day, the moon at night,
Make circle with your thumb and 1st finger, sleep.

The shining stars, three kinds of light.
Fingers and thumb together, 3 fingers.

Plants, flowers, trees so tall,
Hand little way away from floor, higher and higher still.

Boys, girls, animals in all.
Point to boy/themselves, point to girl/themselves, on all four

Whatever you see, wherever you go.
Same as before.

Was made by Allah be sure to know.
Same as before.

Lesson 5

Prophets of Allah

Read and Colour the Name of the First Nabi and Last Nabi of Allāh.

The First Nabi of Allāh is:

Nabi Adam
(**alayhi salam**)

The Last Nabi of Allāh is:

Rasulullah

Muhammad al-Mustafa
(**salallahu alayhi wa aalihi wa sallam**)

Lesson 6

Our Imáms

Read and Colour the Name of the First and Last Imam.

The First Imām is:

Imam

Ali b. Abi Talib
(**alayhi salam**)

The Last Imām is:

Imam al-Hujjah


al-Mahdi
(**'ajjal allahu farajahu**)

Lesson 1

Islamic Phrases

Colour the following Islamic phrase. Can you read it?

When we want Allāh to protect us from Shaytan we say:



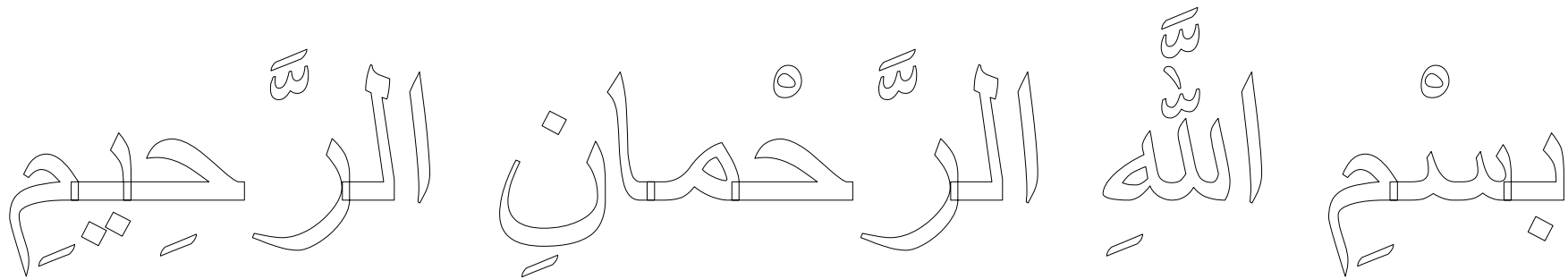
Audhu Billahi Min ash-Shaytanir Rajeem

Lesson 1

Islamic Phrases

Colour the following Islamic phrase. Can you read it?

When we start eating or doing anything we say:




Bismilláhir Rahmánir Rahím

Lesson 1

Islamic Phrases

Colour the following Islamic phrase. Can you read it?

When we see anything big or wonderful, we say:



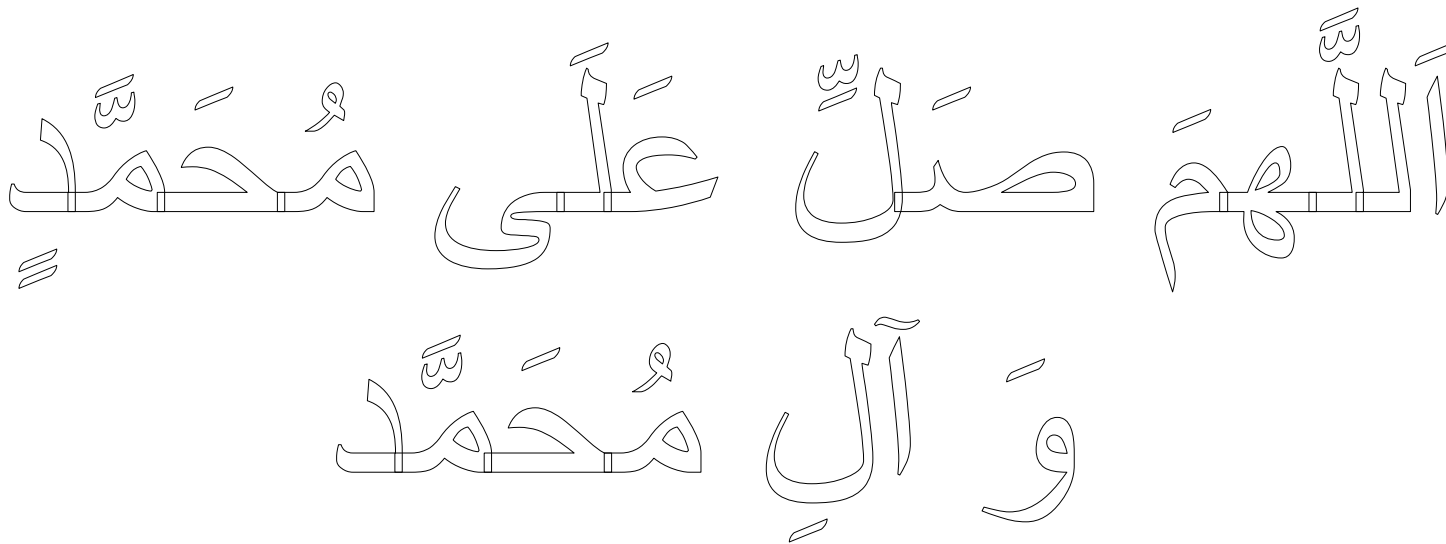
Alláhu Akbar

Lesson 1

Islamic Phrases

Colour the following Islamic phrase. Can you read it?

When we hear the name of Rasulullah (s) or any Ma'sum ('a) we say:



Allāhumma salli 'ala Muhammadin wa Aali Muhammad

Lesson 3

Postures of Salāh

Colour the pictures of Yusuf and Amina praying salāh in the next two pages.

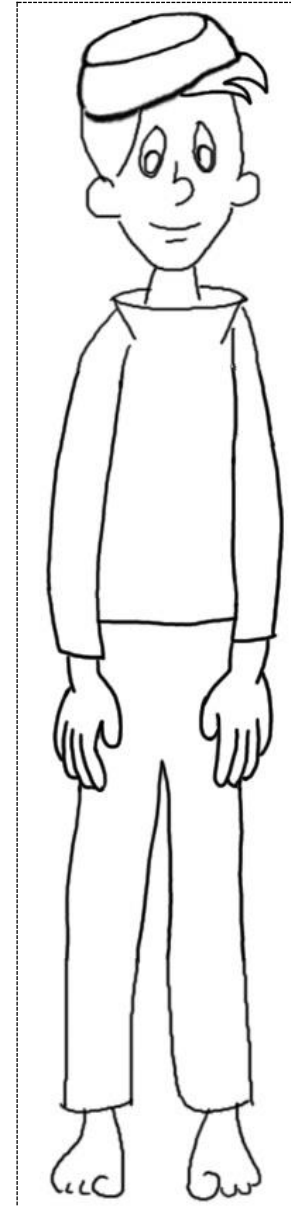

Then cut along the dotted lines.

Then stick the coloured pictures of Yusuf and Amina into the right boxes on the two pages after them.

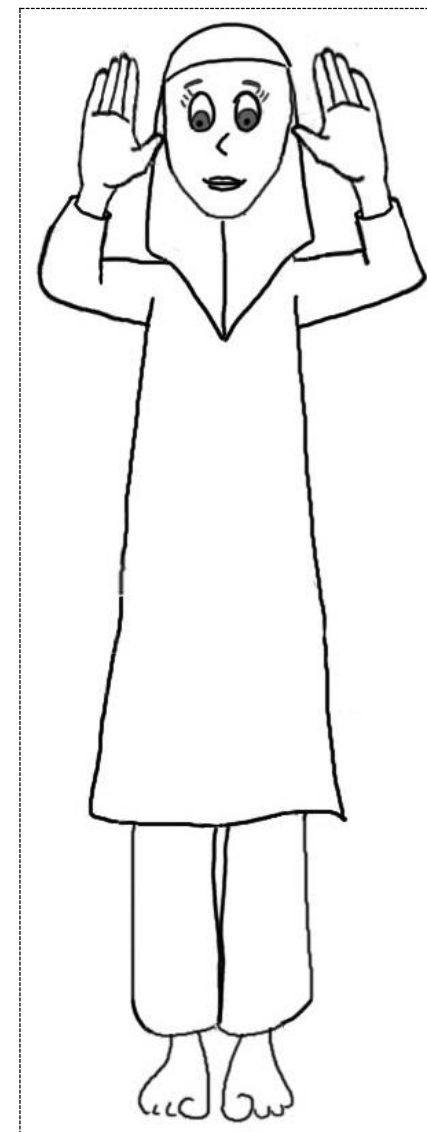
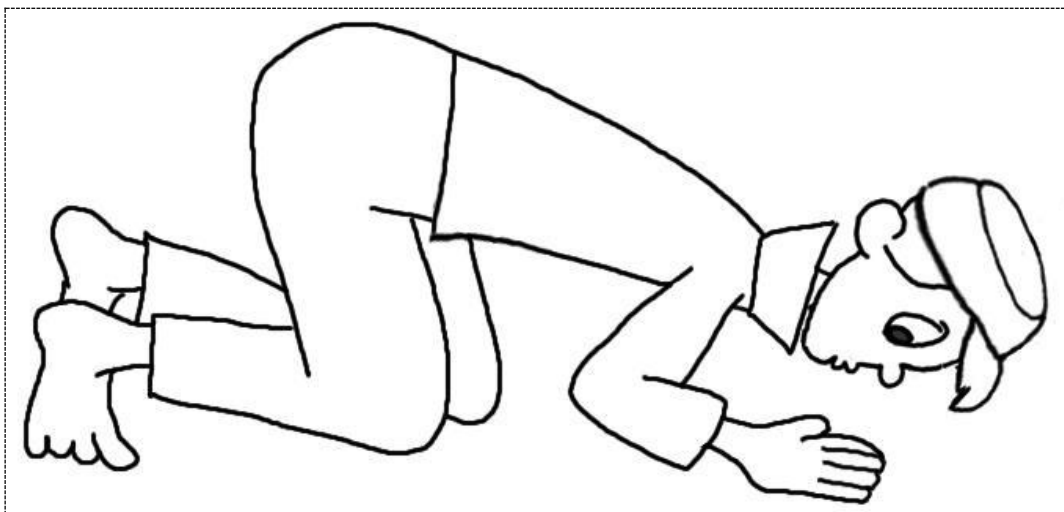
The order of salāh in which you must stick the pictures are:

Takbirat al-Ihrām, Qiyām, Qunūt, Rukū, Sajdah, Julus

This page left blank intentionally to allow the cut outs in the following page



This page left blank intentionally to allow the cut outs in the previous page



This page left blank intentionally to allow the cut outs in the previous page

Stick the pictures of Yusuf & Amina from previous pages into the right boxes

Takbirat al-
Ihrām

Qiyām

Rukú

This page left blank intentionally.

Stick the pictures of Yusuf & Amina from previous pages into the right boxes

Sajdah

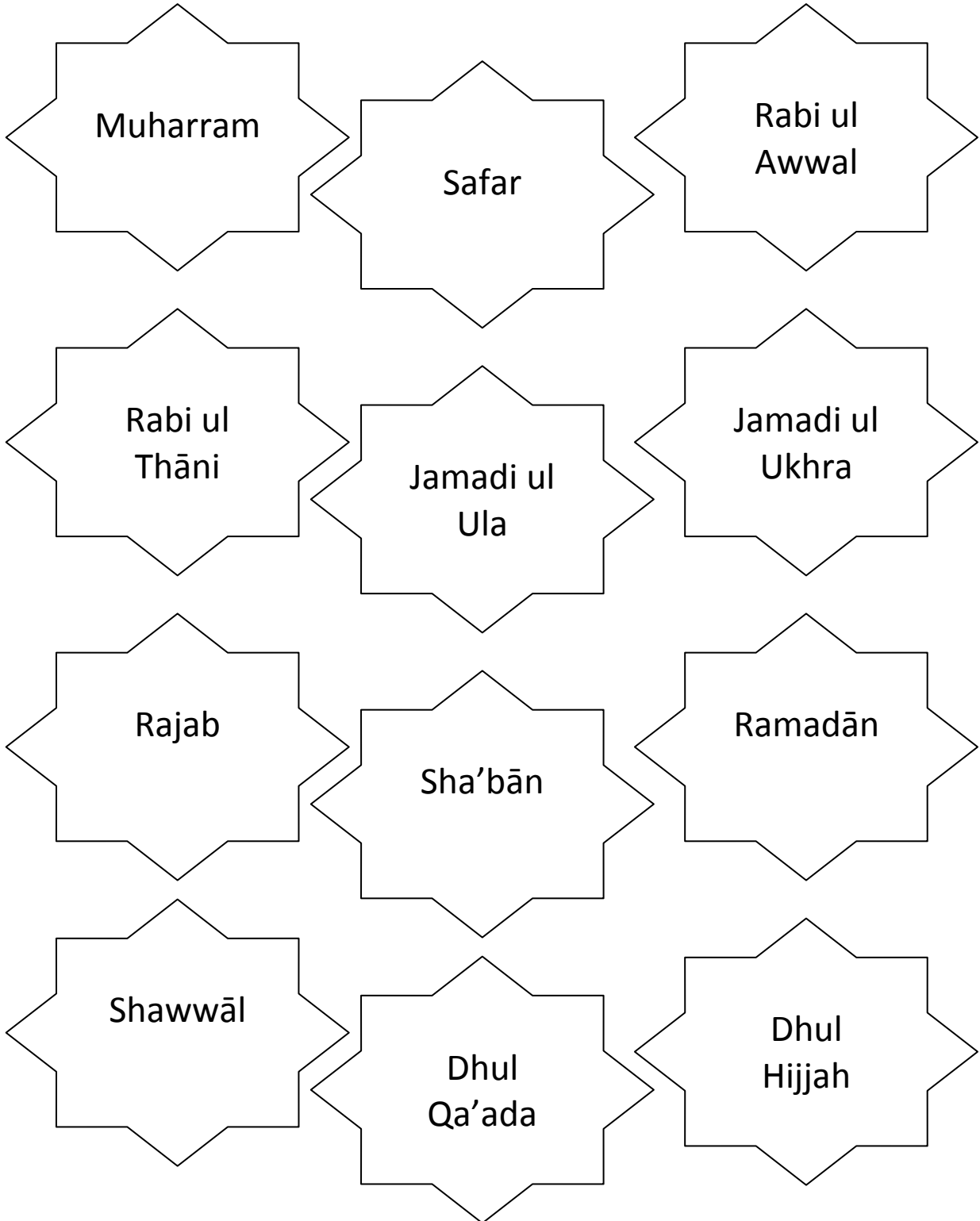
Julús

This page left blank intentionally.

Lesson 6

Names of the Islamic Months

Colour the months and read them in the right order.




Lesson 2

Shaytán's Disobedience

Draw what you wish to get in Jannah

Put a big cross on the picture of Hellfire where Shaytan will be. You are not going to go there because you listen to Allāh.




Because you listen to Allāh you are going to Jannah. Draw below what you are going to ask for in Jannah when you get there.

Lesson 6

Nabi Nuh (‘a)

Find this picture in your Diniyat book and then colour it.




1. Why did Allāh tell Nabi Nuh (‘a) to build an Ark?
2. Who did Nabi Nuh (‘a) put in the Ark?
3. Why did Nabi Nuh (‘a)’s son drown?
4. Where did the Ark finally stop?

Hadith of the Ark (Hadith as-Safina)

Prophet Muhammad (s) said:

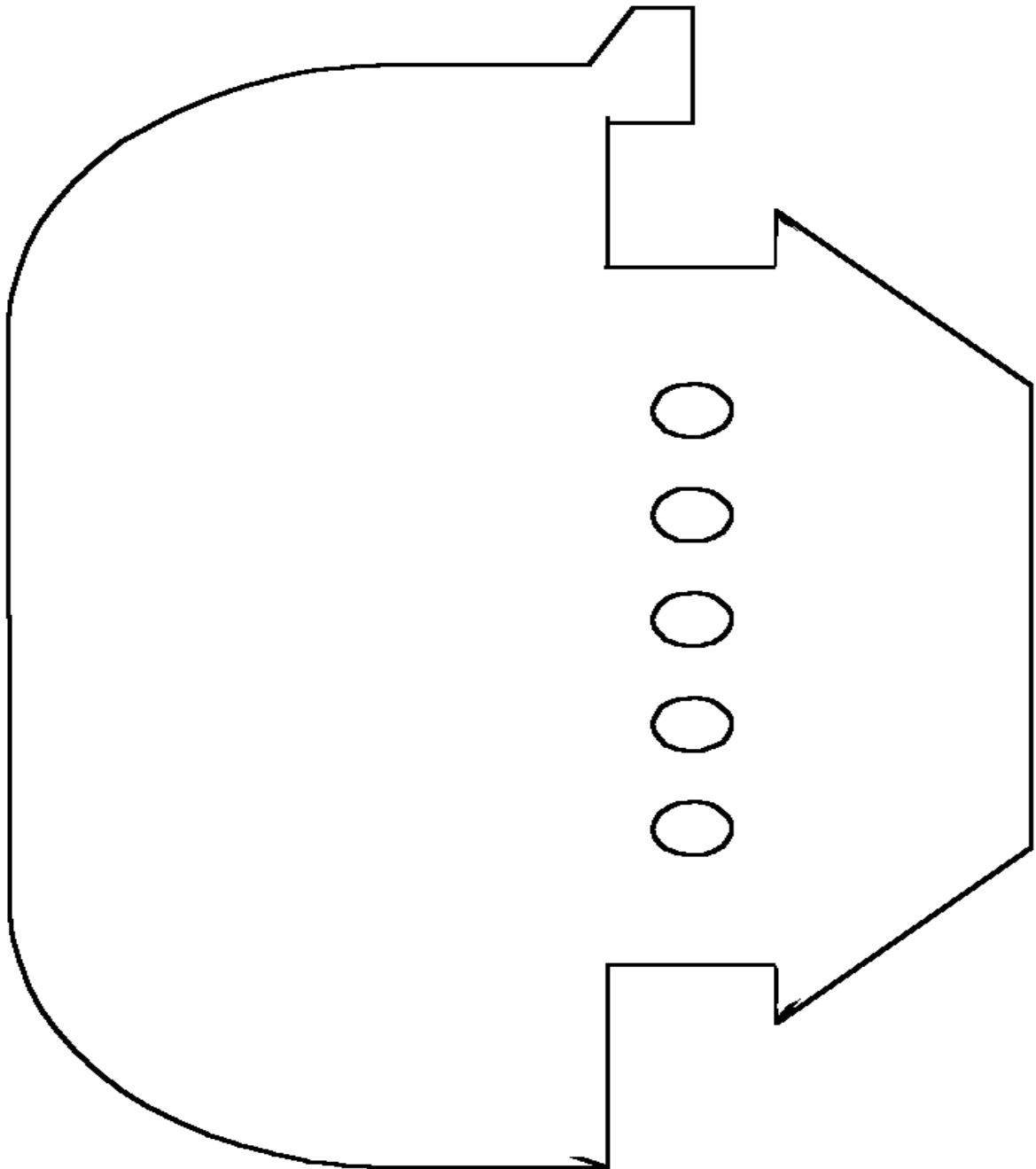
My family, the Ahl al-Bayt, is like the Ark of Nabi Nuh. Whoever joins it will be safe. And whoever refuses to go with it, will drown.



If you hold on tight to the
Ahl al-Bayt ('a) and stay
with them, you will always
be safe.

Nabi Nuh (a) and his Ark

In the ark below, draw and colour some animals you think Nabi Nuh (‘a) took on the Ark with him.

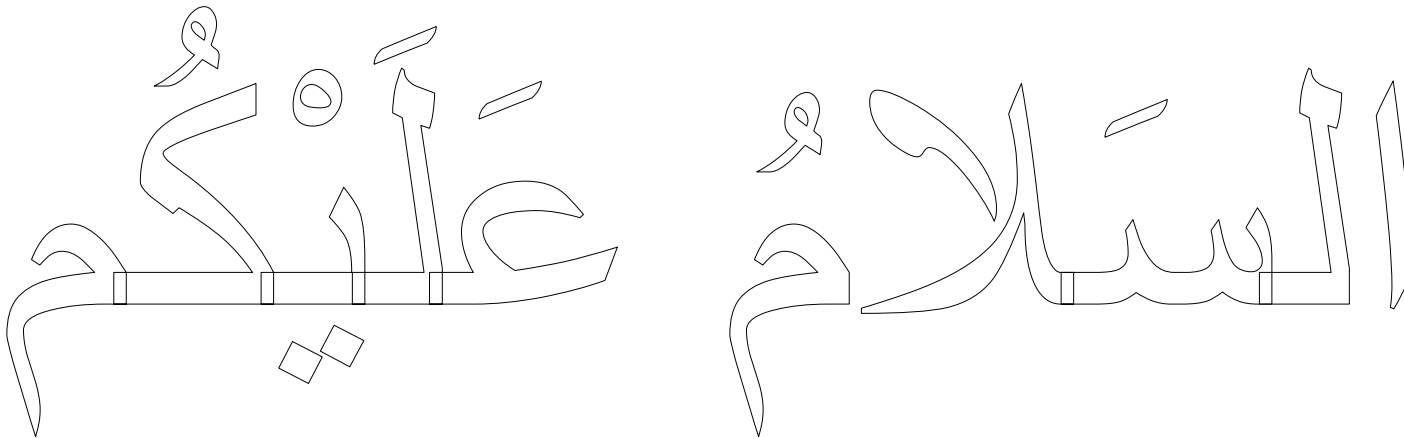


Lesson 1

Islamic Expressions

Colour the following Islamic Expression.

When we meet someone, instead of ‘Hi!’ we say:




As-Salām 'alaykum

Lesson 1

Islamic Expressions

Colour the following Islamic Expression.

To thank Allāh, when we finish our food and when we sneeze, we say:




Al-Hamdu lilāh

Lesson 1

Islamic Expressions

Colour the following Islamic Expression.

When we see anything beautiful, instead of ‘Wow!’, we say:



Subhānal lāh

Lesson 1

Islamic Expressions

Colour the picture below and say, Subhān Allāh!




Lesson 1

Islamic Expressions

Colour the following Islamic Expression.

When we are leaving, instead of 'Bye!', we say:



Fi Amānil lāh

Lesson 1

Islamic Expressions

Say 'As-Salāmu Alaykum' to your parents every morning when you wake up, and everyday when you come home from school or they come home from work.

Then ask your mum or dad to fill in the table below:

Dear Teacher
As-Salām 'alaykum!

My child _____ said salām to me on the following occasions:

	When he/she woke up in the morning	After school or when I came back from work
MONDAY		
TUESDAY		
WEDNESDAY		
THURSDAY		
FRIDAY		

Parent's Name and Initials: _____

Lesson 1

Islamic Expressions

Say **Fi Amānil lāh** as you colour the picture below.



Lesson 4

Kindness to Animals

Colour the picture below of Amina and her mum feeding birds. Allāh loves those who are kind to animals.



Lesson 4

Kindness to Animals

Colour the picture below. Allāh loves those who protect animals.

